



Training & Rehabilitation Equipment

Standard Horsewalkers

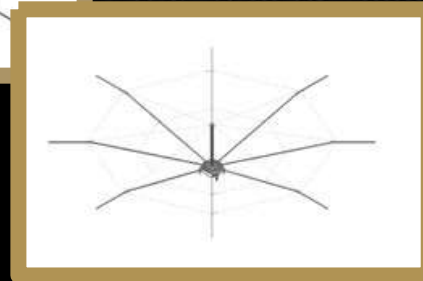
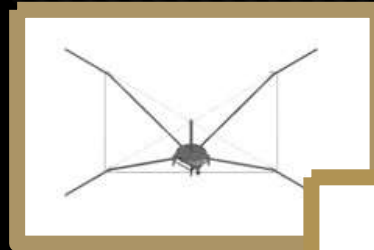


All our walkers are equipped with an electric fencing system and are delivered with a complete installation manual. They only require a 16 amp supply and are "plug and play" prepared!



3 mode Controlbox

- Pre-set function, 10 minutes each way
- Manual override
- Variable speed control
- Emergency stop
- CE certified



Models up to 16 meter have the low tower and equipped with 14 aluminium bars pushergates.

Description	Diameter	Number of horses
Horsewalker	10 meters	3 horses
Horsewalker	10 meters	4 horses
Horsewalker	12 meters	3 horses
Horsewalker	12 meters	4 horses
Horsewalker	15 meters	4 horses
Horsewalker	15 meters	6 horses
Horsewalker	16 meters	4 horses
Horsewalker	16 meters	6 horses

Models bigger than 16 meters have a bigger tower for extra stability and are equipped with 14 aluminium bars pushergates.

Description	Diameter	Number of horses
Horsewalker	18 meters	6 horses
Horsewalker	18 meters	8 horses
Horsewalker	20 meters	6 horses
Horsewalker	20 meters	8 horses
Custom size		

Extra options

Description
Automatic lubrication system **warranty of tum bearing
Sprinkler system
Protection cover with concrete base
Surcharge for a programmable computer instead of standard control box
Surcharge for one view blocking pushergate instead of aluminium bars
Surcharge for one Safeguard pushergate instead of aluminium bars
Surcharge for one view blocking Safeguard pushergate instead of aluminium bars
Surcharge for one windbreaknet in Full option walker with Safeguard pushergate
Surcharge for one steel mesh pushergate instead of aluminium bars
Safety stop sensor for control box - Recommended in Full Option roofs
Concrete base
Powder coating



14 aluminium bars, 1500mm hinged




Safeguard, 14 plastic bars with aluminium wrapping, 2000mm flexible



View blocking pusher, 14 aluminium bars, 13 strips of safeline, 1500mm hinged



Safeguard view blocking pushergate, with windbreaknet



Steel mesh pushergate



Automatic lubrication system



Sprinkler system, To spray the track of your walker evenly. This will reduce dust levels during dry weather



Protection cover, galvanized stand on concrete base. Protects the control box against all weather conditions.



Programmable computer for the horsewalker. It allows you to set the walk and trot frequencies and turnaround times. It is suitable for making personalised programs for your horses



Concrete base, 120cm x 120cm for horsewalker

Spareparts




Description
Aluminium bar
Safeguard bar
Cartridge and batteries set for automatic lubrication system
One Safeline strip
One Safeguard pushergate incl. holder for an old or different brand horsewalker
One Safeguard pushergate with windbreaknet incl. holder for an old or different brand horsewalker
One steel mesh pushergate for an old or different brand horsewalker
Programmable computer control box for an old or different brand horsewalker with engine 0,75kW
Control box 0,75kW for a different brand horsewalker (No MK client)
Control box 0,75kW for MK horsewalker



We also have an extended spare parts price list available. Please contact our Service department if you would like to receive it.



Full Option Horsewalkers



We use multi-belts for extra traction. This top drive system has proven itself for years.



220 V Engine

The rotating parts of the drive system are protected with covers so our walkers meet the strictest safety standards.

Description	Diameter	Number of horses
Horsewalker	10 meters	3 horses
Horsewalker	10 meters	4 horses
Horsewalker	12 meters	3 horses
Horsewalker	12 meters	4 horses
Horsewalker	15 meters	4 horses
Horsewalker	15 meters	6 horses
Horsewalker	16 meters	4 horses
Horsewalker	16 meters	6 horses

All Full Option models come standard with an automatic lubrication system, sprinkler system, protection cover for the control box and safeguard or steel mesh pushers or view blocking pusher gates.
All options included for a very competitive price!

Description	Diameter	Number of horses
Horsewalker	18 meters	6 horses
Horsewalker	18 meters	8 horses
Horsewalker	20 meters	6 horses
Horsewalker	20 meters	8 horses
Custom size		

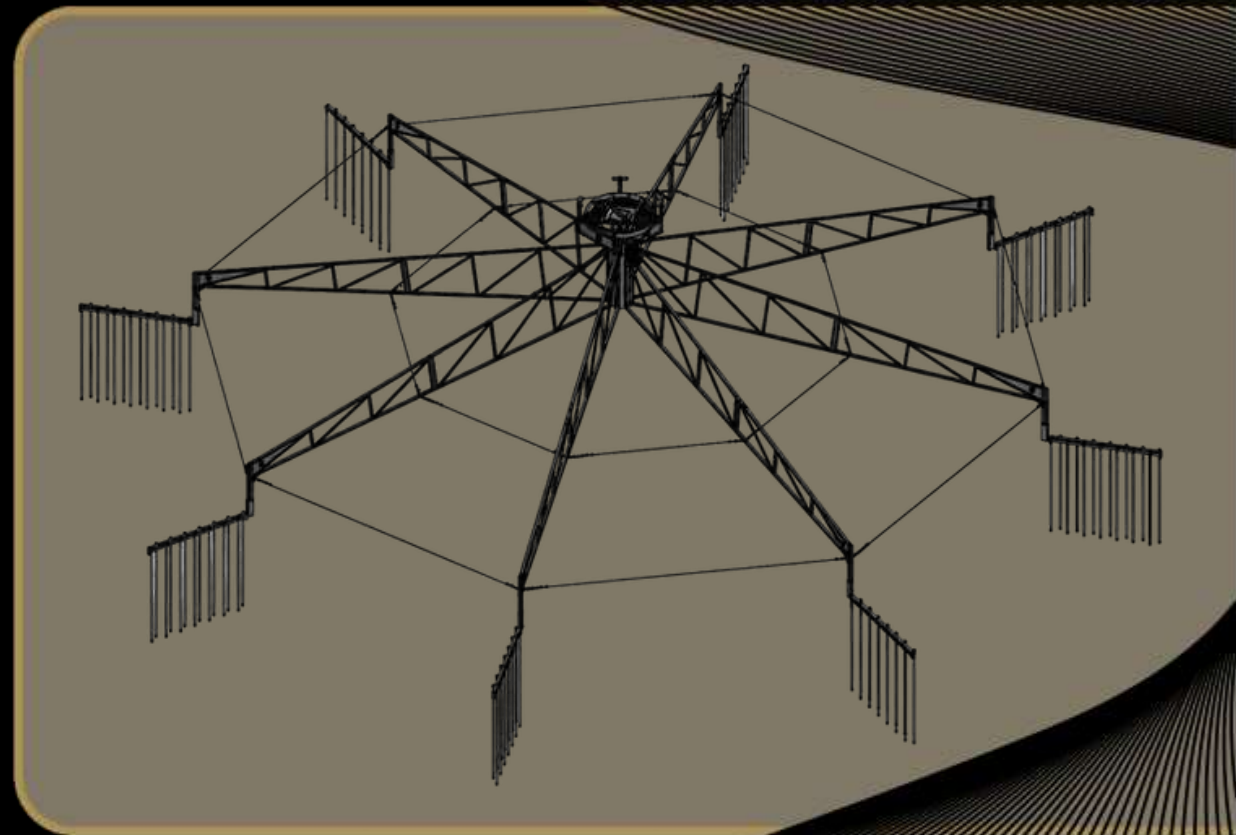
Skywalker



IMPORTANT! Now comes with safeguards or mesh pusher gates!
And 2 lubrications systems!

Description	Diameter	Number of horses	
Skywalker	18 meters	6 horses	
Skywalker	18 meters	8 horses	
Skywalker	20 meters	6 horses	
Skywalker	20 meters	8 horses	

Description
Skywalker sprinkler system for walk way and arena
Extra cost for programable computer
Additional cost when purchased without an MK roof (starting price)
Custom size Skywalker (different number of arms and diameter)



Rehabilitation



Description
MK Horsepower plate
Premium Solarium
Compact Solarium
Solarium lift
Solarium coin machine
Solarium wall braces
Solarium coins - 50 units





Fences, Roofs & Flooring

Pages 10–31: **Dealer purchase prices. No commission or sales margin included.**

The following pages contain purchase prices for official MK Dealers. Dealers are responsible for adding their own desired sales margin to the prices indicated.

As a general guideline, we recommend applying a margin of approximately 20%; however, the final resale prices remain entirely at the discretion of the Dealer and may be adapted according to the market conditions in their respective region.

Sweden fence



Incl. Galvanized steel entrance gate with 3 impregnated boards 200x28. Closure with parallel latch.



Description	Diameter	Extra row
Sweden fence 2 rows	10 meters	Extra row
Sweden fence 2 rows	12 meters	Extra row
Sweden fence 2 rows	15 meters	Extra row
Sweden fence 2 rows	16 meters	Extra row
Sweden fence 2 rows	18 meters	Extra row
Sweden fence 2 rows	20 meters	Extra row

Impregnated

Pine wood, autoclave-treated and milled. The wood is pressure impregnated in an autoclave, allowing the protective treatment to penetrate deeply into the material. This process helps protect the wood against rot, moisture and outdoor exposure while maintaining its light natural colour.



Sweden fence



Incl. Galvanized steel entrance gate with 3 Nobifix boards 200x28. Closure with parallel latch.



Description	Diameter	Extra row		
Sweden fence 2 rows	10 meters	Extra row		
Sweden fence 2 rows	12 meters	Extra row		
Sweden fence 2 rows	15 meters	Extra row		
Sweden fence 2 rows	16 meters	Extra row		
Sweden fence 2 rows	18 meters	Extra row		
Sweden fence 2 rows	20 meters	Extra row		

Nobifix

European coniferous wood that have undergone a special treatment. This process ensures that the wood lasts for at least 25 years. Treated with vacuum pressure process, making it insect-resistant and fungus-resistant. Darker color than impregnated

Safeline fence

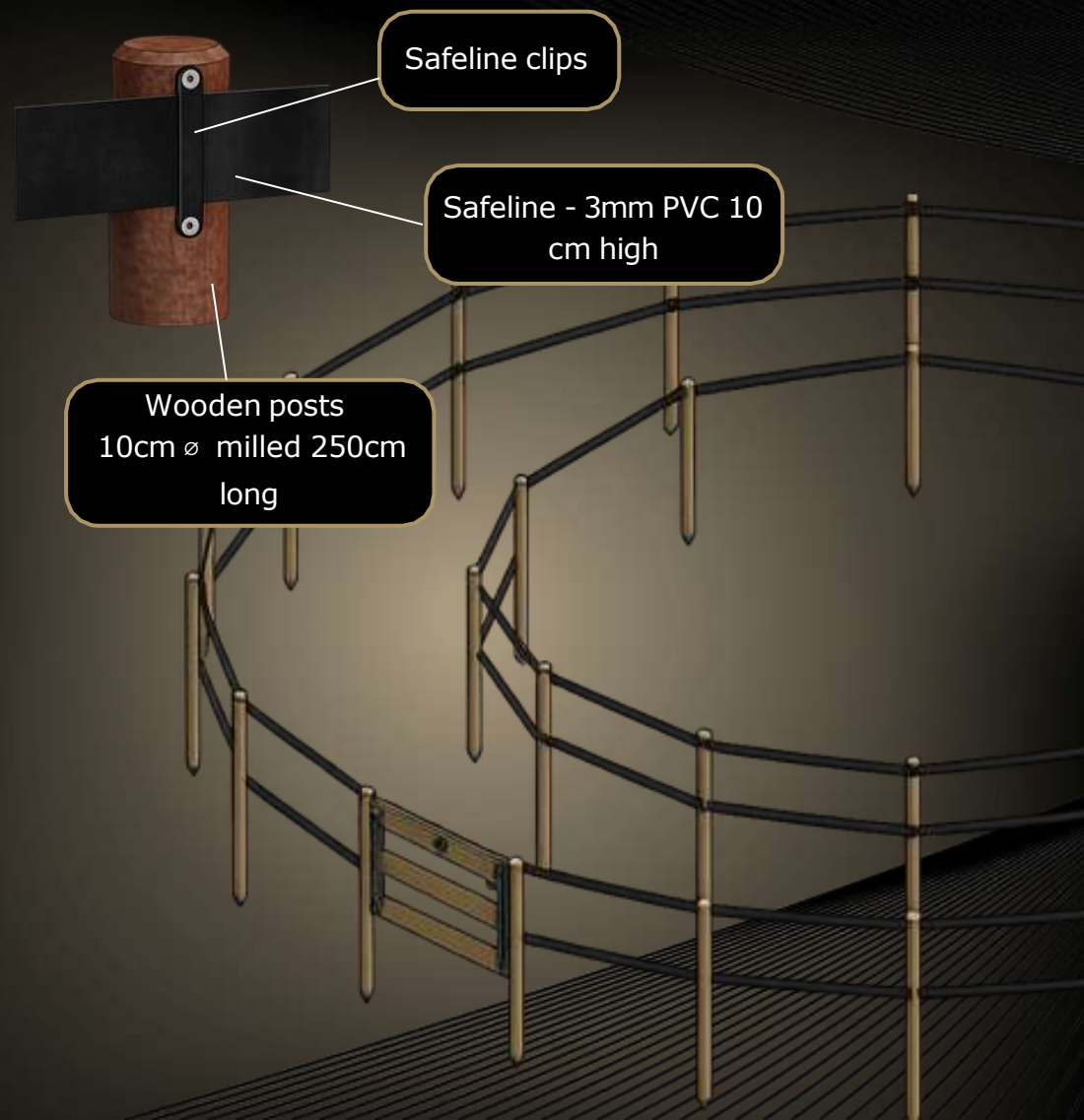


Impregnated

Description	Diameter	Extra row
Safeline fence 2 rows	10 meters	Extra row
Safeline fence 2 rows	12 meters	Extra row
Safeline fence 2 rows	15 meters	Extra row
Safeline fence 2 rows	16 meters	Extra row
Safeline fence 2 rows	18 meters	Extra row
Safeline fence 2 rows	20 meters	Extra row



Incl. Galvanized steel entrance gate with 3 impregnated boards 200x28. Closure with parallel latch.



Safeline fence




Incl. Galvanized steel entrance gate with 3 Nobifix boards 200x28. Closure with parallel latch.

Nobifix

Description	Diameter	Extra row
Safeline fence 2 rows	10 meters	Extra row
Safeline fence 2 rows	12 meters	Extra row
Safeline fence 2 rows	15 meters	Extra row
Safeline fence 2 rows	16 meters	Extra row
Safeline fence 2 rows	18 meters	Extra row
Safeline fence 2 rows	20 meters	Extra row

Safeline roll 100m



Safeline clip



Description
Safeline roll 100m
Safeline clip

Fence accessories

Posts per fence Sweden and Safeline fence

Diameter	Number
Ø 5 + Ø 10	26
Ø 7 + Ø 12	32
Ø 10 + Ø 15	42
Ø 11 + Ø 16	46
Ø 13 + Ø 18	52
Ø 15 + Ø 20	59



Footplate with tube for 100mm post. It is developed to be mounted on the concrete.

Description

Galvanized foot plate

Impregnated retaining boards

Description	Diameter
Inside and outside fence	10 meters
Inside and outside fence	12 meters
Inside and outside fence	15 meters
Inside and outside fence	16 meters
Inside and outside fence	18 meters
Inside and outside fence	20 meters

Nobifix retaining boards

Description	Diameter
Inside and outside fence	10 meters
Inside and outside fence	12 meters
Inside and outside fence	15 meters
Inside and outside fence	16 meters
Inside and outside fence	18 meters
Inside and outside fence	20 meters

Surface retaining board is 155 x 28mm including 4 screws per board for mounting

Round Fence



Round fence 1300mm high for horsewalkers

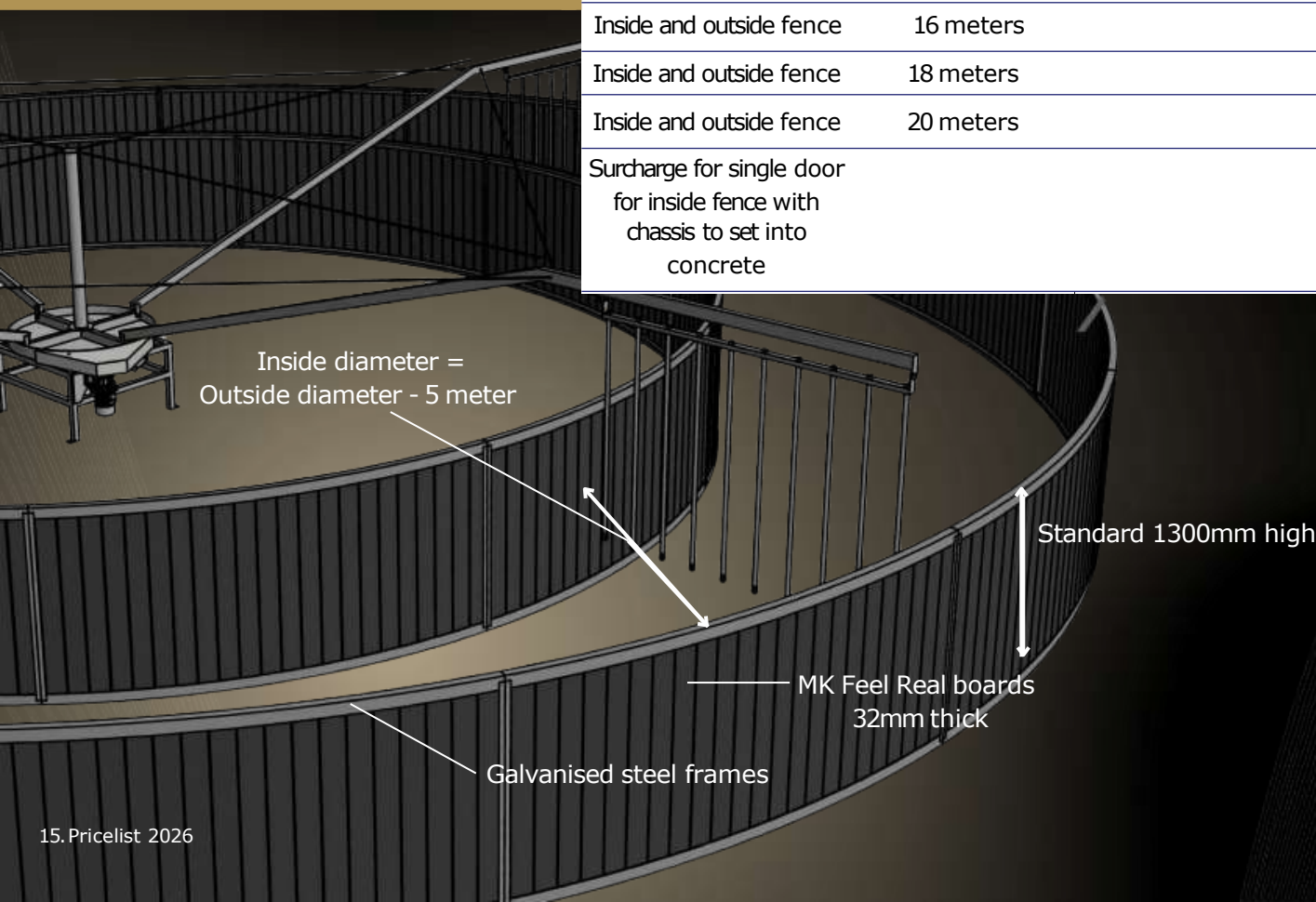


Single round fence for lunging arenas or inner fence for closed roof FO



Description	Diameter
Inside and outside fence	10 meters
Inside and outside fence	12 meters
Inside and outside fence	15 meters
Inside and outside fence	16 meters
Inside and outside fence	18 meters
Inside and outside fence	20 meters
Surcharge for single door for inside fence with chassis to set into concrete	

Description	Diameter
Round fence	5 meters
Round fence	7 meters
Round fence	10 meters
Round fence	11 meters
Round fence	12 meters
Round fence	13 meters
Round fence	15 meters
Round fence	16 meters
Round fence	18 meters
Round fence	20 meters



Prices are per diameter. Therefore inside or outside fence. Surcharges apply also in the Full Option roofs.

NOTE! If you need to have a double door, additional price applies.

Round Fence



Standard with 2-finger lock.

The inner fence gates come standard with baseplate to fix down to concrete.



Outside fence comes standard with a gate with chassis to set into concrete. Optional for inner fence.

2 extra tubes
(500mm extra)

1 extra tube
(250mm extra)

Tube above the fence

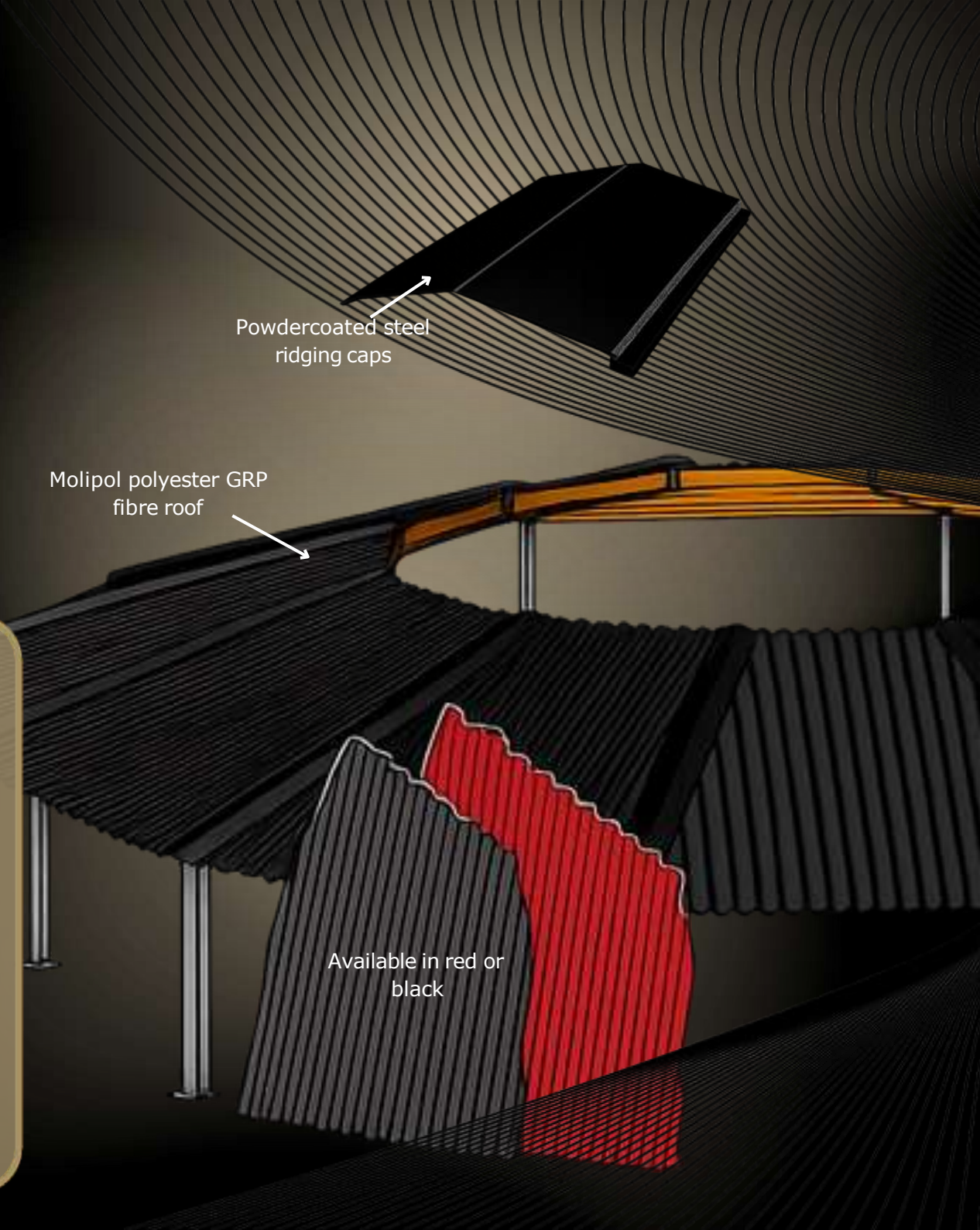
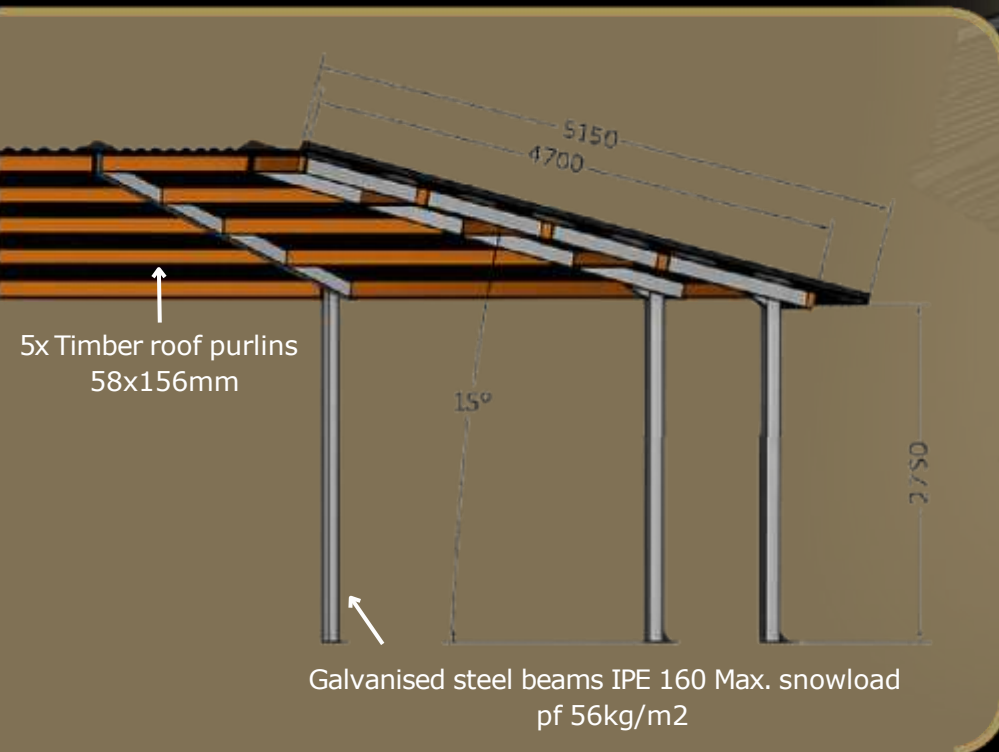
Description	Diameter
Extra tube 250mm	5 meters
Extra tube 250mm	7 meters
Extra tube 250mm	10 meters
Extra tube 250mm	11 meters
Extra tube 250mm	12 meters
Extra tube 250mm	13 meters
Extra tube 250mm	15 meters
Extra tube 250mm	16 meters
Extra tube 250mm	18 meters
Extra tube 250mm	20 meters

Increase the height to 1500mm

Description	Diameter
Increase height to 1500mm	5 meters
Increase height to 1500mm	7 meters
Increase height to 1500mm	10 meters
Increase height to 1500mm	11 meters
Increase height to 1500mm	12 meters
Increase height to 1500mm	13 meters
Increase height to 1500mm	15 meters
Increase height to 1500mm	16 meters
Increase height to 1500mm	18 meters
Increase height to 1500mm	20 meters

Track Roofing

Description	Diameter
Track Roof	12 meters
Track Roof	15 meters
Track Roof	16 meters
Track Roof	18 meters
Track Roof	20 meters



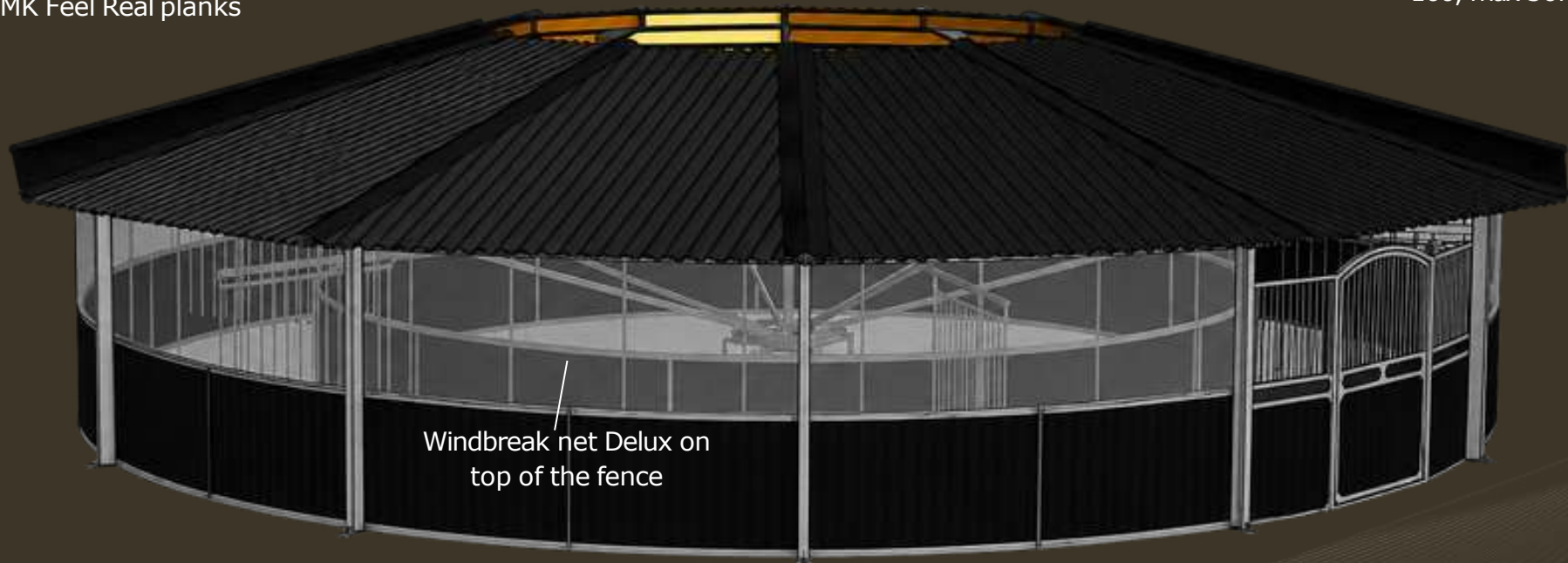
Track Roof Full Option

Description	Diameter	
Track Roof Full Option	12 meters	
Track Roof Full Option	15 meters	
Track Roof Full Option	16 meters	
Track Roof Full Option	18 meters	
Track Roof Full Option	20 meters	

Pay attention! Extra steel tubes can only be placed on the inside fence.

Inside and outside fence Round
Fence with MK Feel Real planks

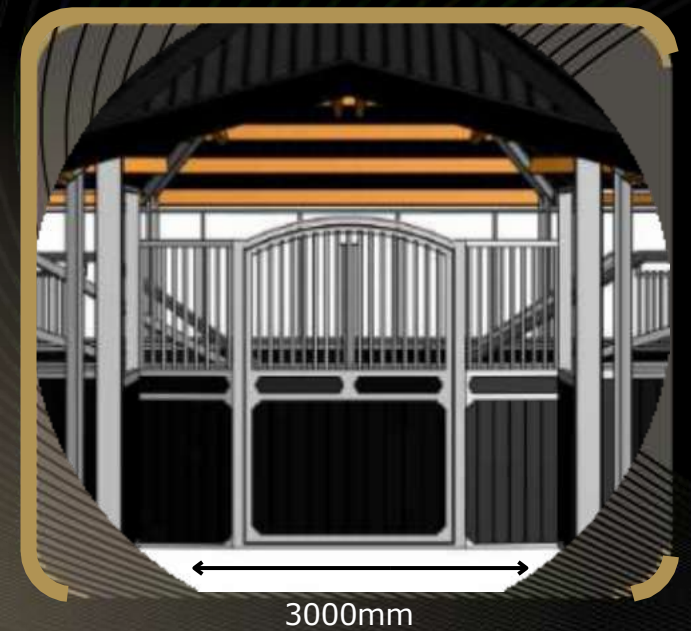
Beams galvanised IPE
160, max 56kg/m²



Windbreak net Delux on
top of the fence

Covered entrances

Description
Basic
Full Option



Entrance gates




Gates and doors

Description
Door fence 150 cm
Door fence 250 cm
Round fence door 150 cm
Round fence door 350 cm
Standard gate FO track roofs
Entrance gate Luxury high track roofs
Entrance gate double – wicket door

Surcharges


Description
Full Option track roof with a luxury high entrance
Full Option track roof with wicket door
Extra door 150 cm in Round fence



Standard entrance gate included with FO track roofs



Entrance gate luxury high



Entrance gate - with a wicket door - Standard with closed roofs FO




Door fence 150cm



Door fence 300cm



Standard round fence door 150cm



Round fence door 300 - 350 cm wide (price when purchased without the fence)

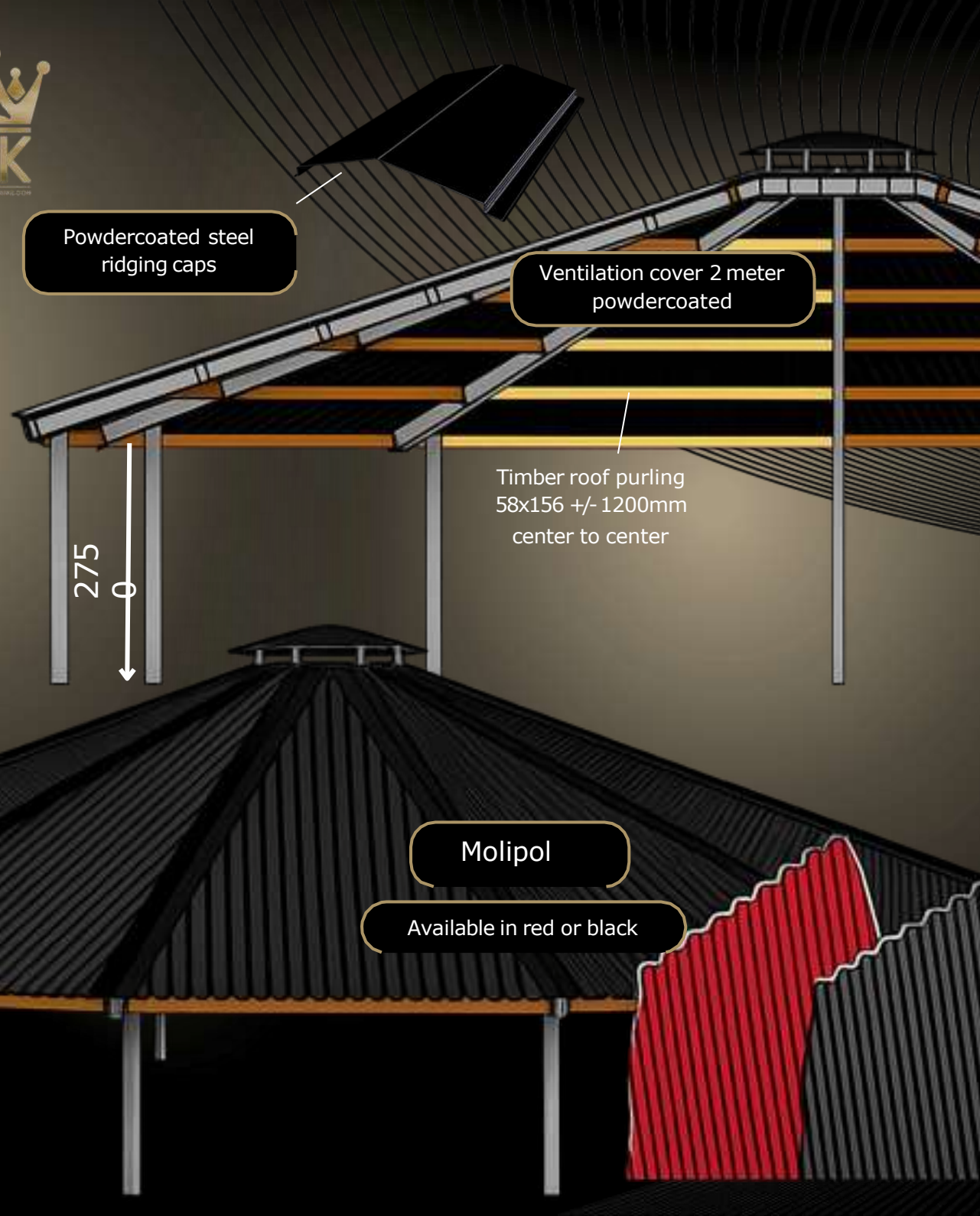
Closed Roofing



Description	Diameter
Closed roof	10 meters
Closed roof	12 meters
Closed roof	15 meters
Closed roof	16 meters
Closed roof	18 meters
Closed roof	20 meters

Prices include galvanised steel beams.
 We can adapt the structure to support heavier snow and wind loads.
 Client is responsible to provide IPE calculation.
 Contact Molenkoning for prices.

Galvanised IPE beams according to calculation, Standard is made for max. load of 56kg/m²



Closed Roof Full Option



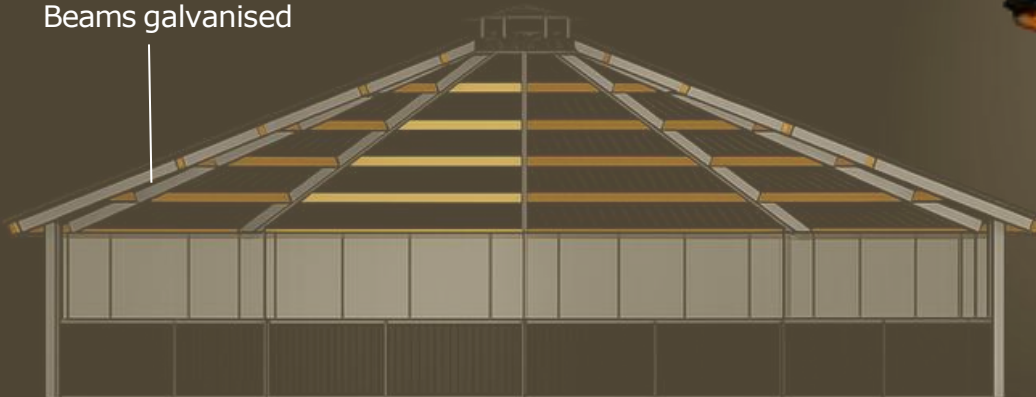
Description	Diameter
Closed roof Full Option	10 meters
Closed roof Full Option	12 meters
Closed roof Full Option	15 meters
Closed roof Full Option	16 meters
Closed roof Full Option	18 meters
Closed roof Full Option	20 meters

Tube rolled round 50x30
in order to get the
Windbreak net perfectly
round.

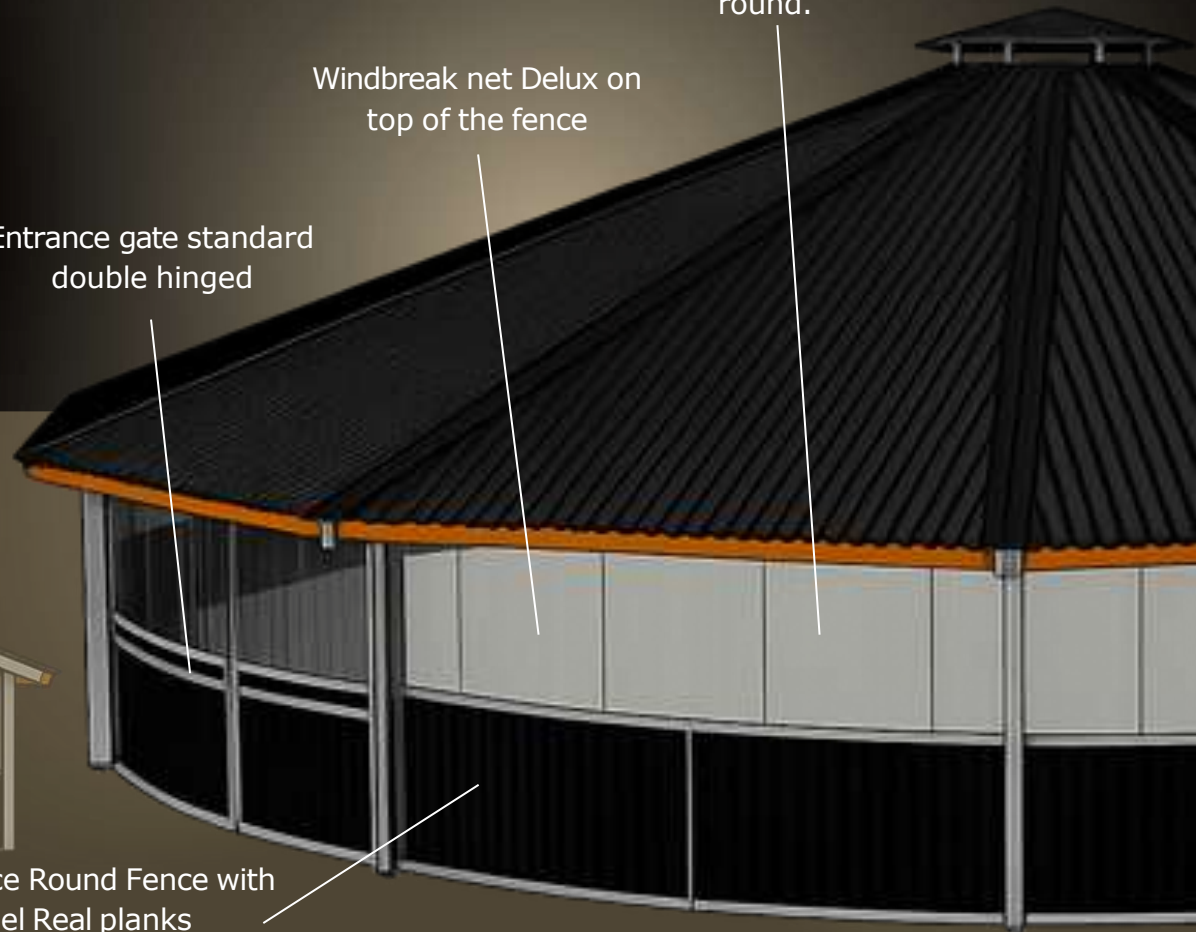
Windbreak net Delux on
top of the fence

Entrance gate standard
double hinged

Beams galvanised



Outside fence Round Fence with
MK Feel Real planks



Roof Accessories



Transparent roofplates

Closed roofs	Diameter
Transparent roofplates	10 meters
Transparent roofplates	12 meters
Transparent roofplates	15 meters
Transparent roofplates	16 meters
Transparent roofplates	18 meters
Transparent roofplates	20 meters

One transparent Stabipol panel per roof segment, designed to allow natural light into enclosed roof structures.

This solution ensures better daylight penetration inside closed covers, improving visibility and creating a more natural environment underneath the structure.

Impregnated purlins

Closed roofs	Diameter
Closed roof impregnated purlins	10 meters
Closed roof impregnated purlins	12 meters
Closed roof impregnated purlins	15 meters
Closed roof impregnated purlins	16 meters
Closed roof impregnated purlins	18 meters
Closed roof impregnated purlins	20 meters

Closed roofs	Diameter
Track roof impregnated purlins	12 meters
Track roof impregnated purlins	15 meters
Track roof impregnated purlins	16 meters
Track roof impregnated purlins	18 meters
Track roof impregnated purlins	20 meters



Eaves Height Increase



Closed Roofs

Description	Diameter
Increase eaves height to 3000mm	10 meters
Increase eaves height to 3000mm	12 meters
Increase eaves height to 3000mm	15 meters
Increase eaves height to 3000mm	16 meters
Increase eaves height to 3000mm	18 meters
Increase eaves height to 3000mm	20 meters
Description	Diameter
Increase eaves height to 3500mm	10 meters
Increase eaves height to 3500mm	12 meters
Increase eaves height to 3500mm	15 meters
Increase eaves height to 3500mm	16 meters
Increase eaves height to 3500mm	18 meters
Increase eaves height to 3500mm	20 meters

Track Roofs

Description	Diameter
Increase eaves height to 3000mm	12 meters
Increase eaves height to 3000mm	15 meters
Increase eaves height to 3000mm	16 meters
Increase eaves height to 3000mm	18 meters
Increase eaves height to 3000mm	20 meters
Description	Diameter
Increase eaves height to 3500mm	12 meters
Increase eaves height to 3500mm	15 meters
Increase eaves height to 3500mm	16 meters
Increase eaves height to 3500mm	18 meters
Increase eaves height to 3500mm	20 meters

Covered entrance

Description
Increase eaves height to 3000mm
Increase eaves height to 3500mm

Standard eaves height

2750



Windbreak net



Black or green

Basic - 1,25 meters

Description	Diameter
Straight -1,25m	10 meters
Straight -1,25m	12 meters
Straight -1,25m	15 meters
Straight -1,25m	16 meters
Straight -1,25m	18 meters
Straight -1,25m	20 meters

Basic windbreak net is straight from beam to beam

Delux - 1,25 meters

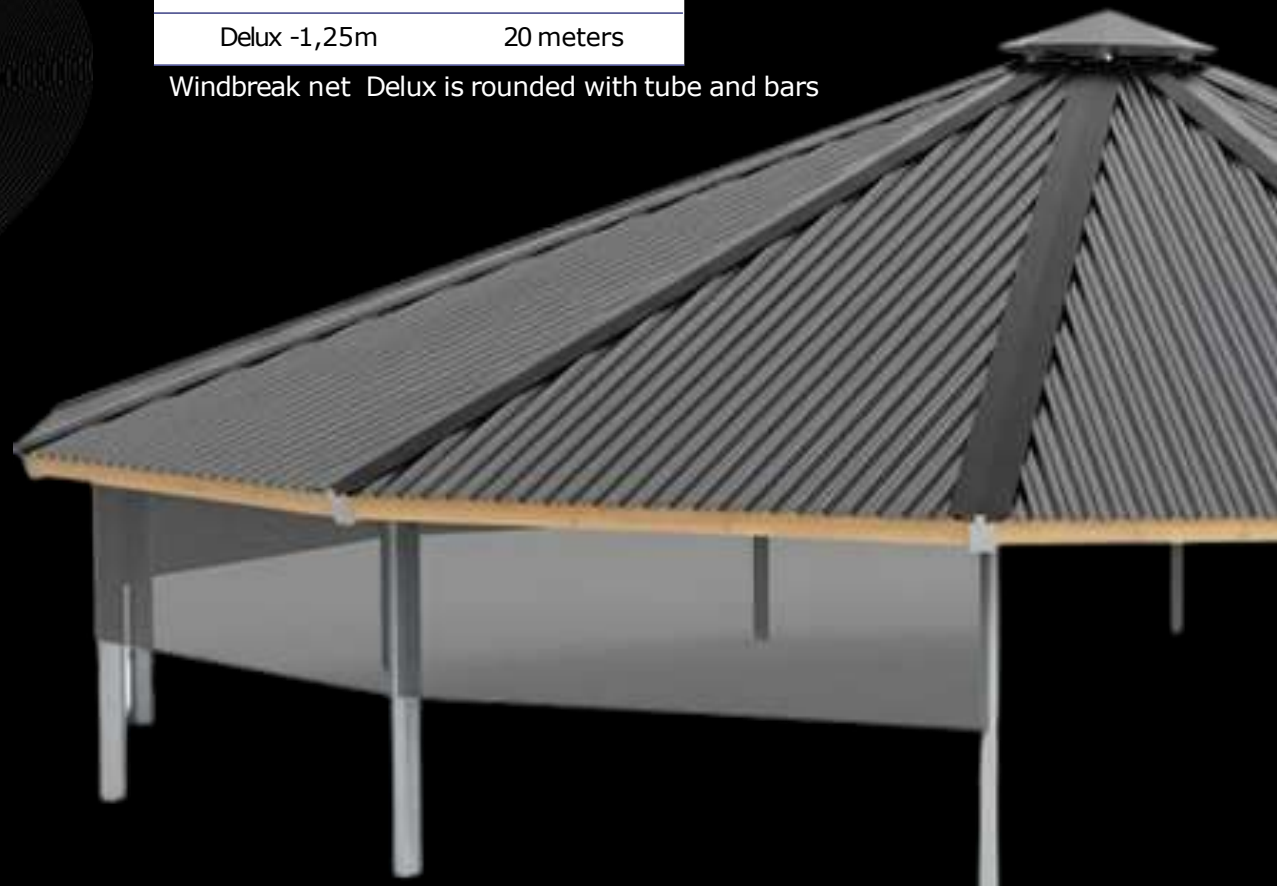
Description	Diameter
Delux -1,25m	10 meters
Delux -1,25m	12 meters
Delux -1,25m	15 meters
Delux -1,25m	16 meters
Delux -1,25m	18 meters
Delux -1,25m	20 meters

Windbreak net Delux is rounded with tube and bars

Basic - 2,50 meters

Description	Diameter
Straight -2,50m	10 meters
Straight -2,50m	12 meters
Straight -2,50m	15 meters
Straight -2,50m	16 meters
Straight -2,50m	18 meters
Straight -2,50m	20 meters
Steel profile 60x60x3mm lenght 2750mm	1 piece

Basic windbreak net is straight from beam to beam



Surcharges windbreak net



BASIC

Basic - increase height to 1,45 meters
Eaves height of the roof 3 meters

Description	Diameter
Straight -1,45m	10 meters
Straight -1,45m	12 meters
Straight -1,45m	15 meters
Straight -1,45m	16 meters
Straight -1,45m	18 meters
Straight -1,45m	20 meters

Basic - increase height to 2,70 meters
Eaves height of the roof 3 meters

Description	Diameter
Straight -2,70m	10 meters
Straight -2,70m	12 meters
Straight -2,70m	15 meters
Straight -2,70m	16 meters
Straight -2,70m	18 meters
Straight -2,70m	20 meters

Basic - increase height to 1,95 meters
Eaves height of the roof 3,5 meters

Description	Diameter
Straight -1,95m	10 meters
Straight -1,95m	12 meters
Straight -1,95m	15 meters
Straight -1,95m	16 meters
Straight -1,95m	18 meters
Straight -1,95m	20 meters

Basic - increase height to 3,20 meters
Eaves height of the roof 3,5 meters

Description	Diameter
Straight - 3,20m	10 meters
Straight - 3,20m	12 meters
Straight - 3,20m	15 meters
Straight - 3,20m	16 meters
Straight - 3,20m	18 meters
Straight - 3,20m	20 meters

DELUX

Delux - increase height to 1,45 meters
Eaves height of the roof 3 meters

Description	Diameter
Delux -1,45m	10 meters
Delux -1,45m	12 meters
Delux -1,45m	15 meters
Delux -1,45m	16 meters
Delux -1,45m	18 meters
Delux -1,45m	20 meters

Delux - increase height to 1,95 meters
Eaves height of the roof 3,5 meters

Description	Diameter
Delux -1,95m	10 meters
Delux -1,95m	12 meters
Delux -1,95m	15 meters
Delux -1,95m	16 meters
Delux -1,95m	18 meters
Delux -1,95m	20 meters

Zinc gutters



Track roof

Description	Diameter
Track roof zinc gutter	12 meters
Track roof zinc gutter	15 meters
Track roof zinc gutter	16 meters
Track roof zinc gutter	18 meters
Track roof zinc gutter	20 meters

Closed roof

Description	Diameter
Closed roof zinc gutter	10 meters
Closed roof zinc gutter	12 meters
Closed roof zinc gutter	15 meters
Closed roof zinc gutter	16 meters
Closed roof zinc gutter	18 meters
Closed roof zinc gutter	20 meters

Entrance

Description
Surcharge zinc gutter for covered entrance*
Zinc gutter for covered entrance
Zinc gutter above the entrance door




Walkway

Equitrack



Description	Diameter	Square meters
Equitrack m2		1
Equitrack m2	10 meters	65
Equitrack m2	11 meters	73
Equitrack m2	12 meters	82
Equitrack m2	13 meters	91
Equitrack m2	14 meters	99
Equitrack m2	15 meters	108
Equitrack m2	16 meters	117
Equitrack m2	17 meters <td 125	
Equitrack m2	18 meters	134
Equitrack m2	19 meters	143
Equitrack m2	20 meters	151



Fine gravel 2 to 5 millimeters

- Onto the breakstone it is advisable to lay down a small layer of gravel to equalize the walkway. Fill the Equitrack also with gravel.

Coarse sand with size 04

- Coarse sand is important for the drainage of the Equitrack



Breakstone 20 to 40 millimeter

- One of the most important aspects of the soil is the drainage. Drainage ensures that you are not dependent on the weather. Be sure to use a sort of breakstone that doesn't silt.

H-Rubber pavers



Description	Diameter	Square meters
Rubber paver		1
Rubber paver	10 meters	65
Rubber paver	11 meters	73
Rubber paver	12 meters	82
Rubber paver	13 meters	91
Rubber paver	14 meters	99
Rubber paver	15 meters	108
Rubber paver	16 meters	117
Rubber paver	17 meters	125
Rubber paver	18 meters	134
Rubber paver	19 meters	143
Rubber paver	20 meters	151

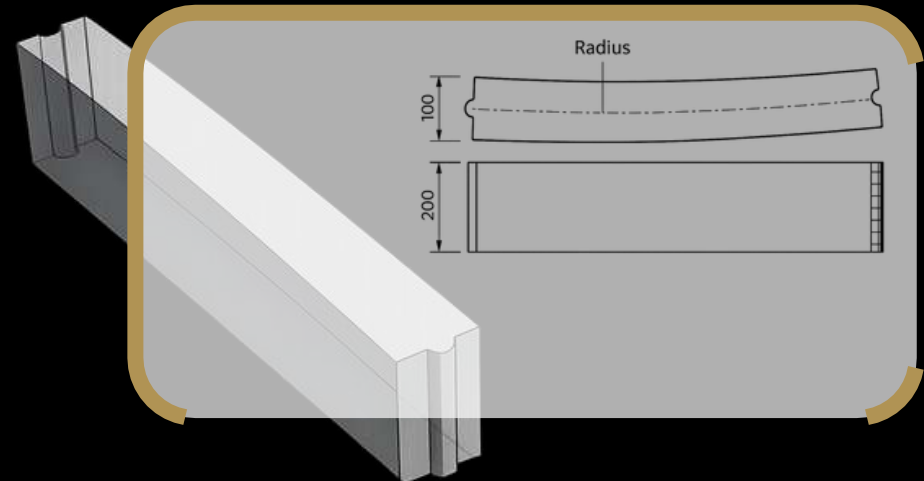
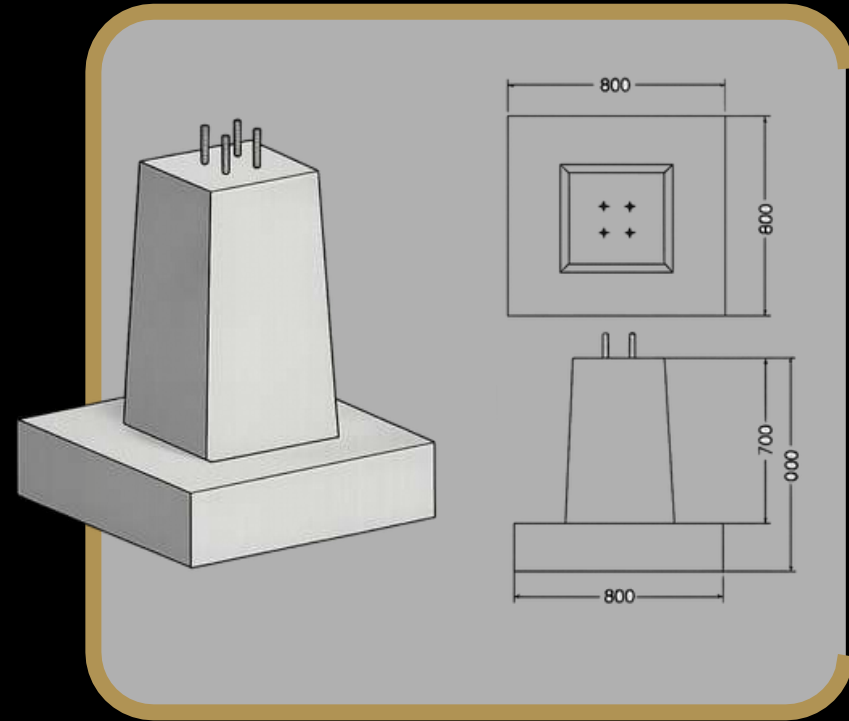


Prefab foundations



Description	Diameter	Unit
1 beam foundation		1
Foundations	10 meters	8
Foundations	12 meters	10
Foundations	15 meters	12
Foundations	16 meters	12
Foundations	18 meters	14
Foundations	20 meters	16

Description	Diameter	Unit
Radial curbs	5 meters	1
Radial curbs	7 meters	8
Radial curbs	10 meters	10
Radial curbs	11 meters	12
Radial curbs	12 meters	12
Radial curbs	13 meters	14
Radial curbs	15 meters	16
Radial curbs	16 meters	
Radial curbs	18 meters	
Radial curbs	20 meters	
Set of curbstones for covered entrance		1 set



Roofing anchors

Description	Diameter
Anchors and mortar	10 meters
Anchors and mortar	12 meters
Anchors and mortar	15 meters
Anchors and mortar	16 meters
Anchors and mortar	18 meters
Anchors and mortar	20 meters
Anchors and mortar	Covered entrance